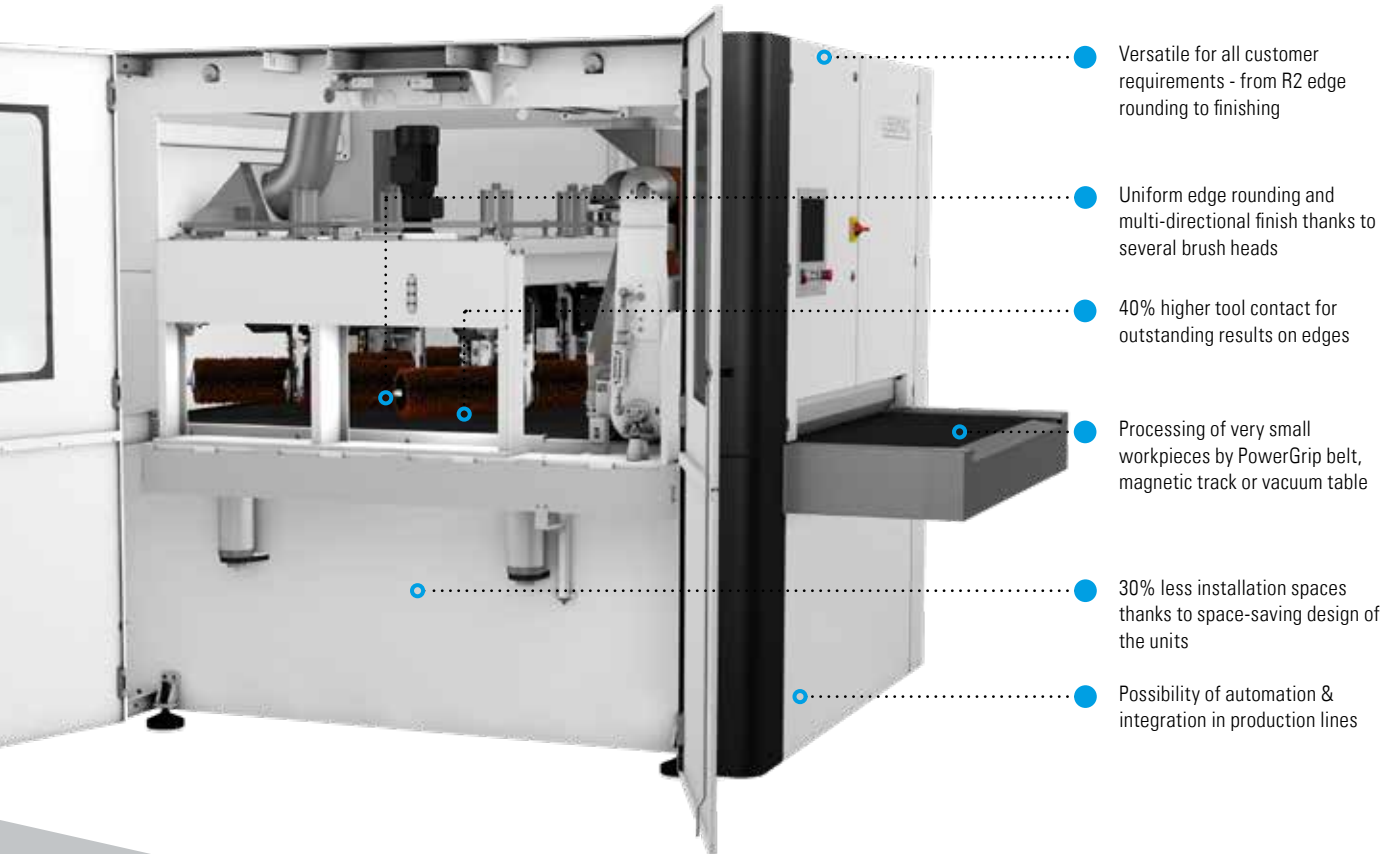


## OUTSTANDING RESULTS ON THE EDGE AND ON SURFACE



Versatile for all customer requirements - from R2 edge rounding to finishing

Uniform edge rounding and multi-directional finish thanks to several brush heads

40% higher tool contact for outstanding results on edges

Processing of very small workpieces by PowerGrip belt, magnetic track or vacuum table

30% less installation spaces thanks to space-saving design of the units

Possibility of automation & integration in production lines

### FURTHER INFORMATION:



TECHNICAL DATA	SMD 335 REE	SMD 335 RER	SMD 345 REER
Working width max.	1350 mm	1350 mm	1350 mm
Workable material thickness	1 - 120 mm	1 - 120 mm	1 - 120 mm
Load (1)	500 kg/rm	500 kg/rm	500 kg/rm
Voltage	400 V, 50 Hz / 480 V, 60Hz	400 V, 50 Hz / 480 V, 60Hz	400 V, 50 Hz / 480 V, 60Hz
Network structure	3~PEN / 3~PE+N	3~PEN / 3~PE+N	3~PEN / 3~PE+N
Total current consumption	58.2 A / 58.2 A	76.5 A / 76.5 A	86.2 A / 86.2 A
Total power	26.9 kW / 26.9 kW	37.5 kW / 37.5 kW	41.9 kW / 41.9 kW
Insulation class	IP 42	IP 42	IP 42
Infinitely variable feed speed	0.3 - 8.0 m/min	0.3 - 8,0 m/min	0.3 - 8,0 m/min
Weight	4700 kg	5200 kg	5800 kg
Dimensions (W/D/H)	2170/3300/2260 mm	2170/3800/2260 mm	2170/3800/2260 mm

Specifications apply to the basic machine (PowerGrip-belt), without vacuum table/magnetic track / <sup>(1)</sup> load with vacuum table 300 kg/rm

- Versatile for all customer requirements - from R2 edge rounding to finishing
- Uniform edge rounding and multi-directional finish thanks to several brush heads
- Creation of high-end grinding patterns and strong edge rounding
- Processing of sheets with coating, laser foil, imprints or punched-out holes
- Suitable for processing various materials including steel, stainless steel and aluminium
- Simultaneous processing of different material thicknesses is possible (E-units)
- The thought-out design of the rotary heads ensure an even processing result over the whole working width.
- Maximum tool contact with the workpieces for perfect edge rounding up to 2 mm radius
- Efficient processing of small parts (down to 50x50 mm), whatever the geometry of the pieces
- Stationary machine table - Constant table height for ergonomic work
- Intuitive operation thanks to clear touch panel
- Fast machine setting by automatic positioning of the tool axes.
- Program memory takes care of automatic machine settings and reproducible processing results
- Fast tool-changing system keeps set-up times to a minimum
- Optimal machine accessibility facilitates cleaning and maintenance
- Window in the machine doors allows to monitor the process
- Appropriate options and features for individual customer requirements

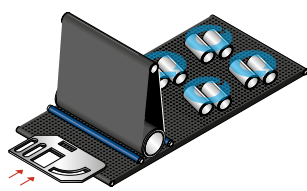


before



after

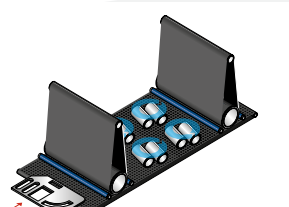
#### >> S-EDITION: AVAILABLE CONFIGURATIONS



SMD 335 REE




SMD 335 RER



SMD 345 REER

#### OPTIONS



[ 1 ]



[ 2 ]



[ 3 ]



[ 4 ]

Brush infeed table

Magnetic track 400 mm

[ 1 ] Vacuum table

Automatic conveyor belt cleaning

[ 2 ] Conveyor belt cleaning brush

EMZR - electro-motor positioning grinding head

Bar code scanner

[ 3 ] Wireless thickness caliper ME 5000

[ 4 ] ID-key switch